



PROJECT _____

ITEM NO: _____

QUANTITY: _____

Gas Griddles

FEATURES & CONSTRUCTION:

- Stainless steel front and galvanized sides
- Steel U-shape burner, each 30,000 BTU/hr and one for every 12 "
- 5/8" thick hot rolled steel top plate, 3/4" thick for 48" and 60" models.
- Standby stainless steel pilot for easy start
- Adjustable heavy duty stainless steel legs
- 2-1/2" wide grease through in the front for easy cleaning
- Stainless steel grease collector pan in the bottom
- Stainless steel splash guard at 3 sides
- Durable brass control valve
- Easy access to pilot valve with adjustment screws
- Easy gas conversion in field
- 3/4" NPT rear gas connection
- Packaged with carton box, wood strip and with pallet.
- All units shipped K.D., but easily assembled.

MATERIAL:

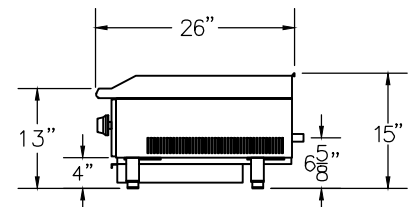
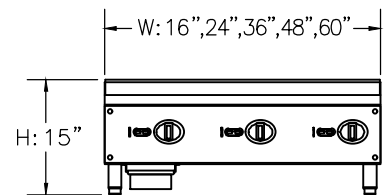

- Front & Landing: Stainless Steel
- 3 Side Splash Guard: Stainless Steel
- Body Rear & Sides: Galvanized Steel
- Griddle Top Plate: Mild Steel 5/8" for 16",24" & 36"
Mild Steel 3/4" for 48" & 60"
- Grease Pan: Stainless Steel
- Leg: Stainless Steel (1" Adjustable)



Model: SE-CG36



| Model # | BTU/HR | Cooking Dimension | Burner Qty | Packing Size | Net Weight | Gross Weight | Unit Size | | |
|---------|---------|-------------------|------------|--------------|------------|--------------|-----------|-----|-----|
| | | | | | | | W | D | H |
| SE-CG16 | 30,000 | 16"x19" | 1 | 19"x30"x20" | 90 lbs. | 128 lbs. | 16" | 26" | 15" |
| SE-CG24 | 60,000 | 24"x19" | 2 | 30"x30"x20" | 114 lbs. | 143 lbs. | 24" | | |
| SE-CG36 | 90,000 | 36"x19" | 3 | 39"x30"x20" | 176 lbs. | 209 lbs. | 36" | | |
| SE-CG48 | 120,000 | 48"x19" | 4 | 50"x30"x20" | 297 lbs. | 374 lbs. | 48" | | |
| SE-CG60 | 150,000 | 60"x19" | 5 | 63"x30"x20" | 308 lbs. | 396 lbs. | 60" | | |



Installation Instruction

1. A gas pressure regulator supplied with the unit must be installed. 3/4" gas connection, Natural gas 4.0" W.C. Propane gas 10.0" W.C.
2. An adequate ventilation system is required for commercial cooking equipment
3. These units are manufactured for installation in accordance with National Fuel Gas Code ANSI-Z223.1/NFPA #54 (latest edition).
4. This appliance is intended for commercial installation only and is not intended for home use.
5. Equipment clearance requirement:
Non-Combustibles: Sides 0" Back 0" Combustible: Side 4" Back 4"
6. All the installation must be performed by qualified technicians.
7. For gas conversion, please refer to conversion instruction in the instruction manual book.

Specifications subject to change without notice.

All dimensions are typical (Tolerance 1/2").



Rev. 06/23

SAPPHIRE MANUFACTURING
Tel: 718-543-2111
Fax: 718-543-2121

info@sapphiremanufacturing.com
WWW.SAPPHIREMANUFACTURING.COM