



PROJECT _____

ITEM NO: _____

QUANTITY: _____

Equipment Filler Table

FEATURES & CONSTRUCTION:

- Top is fabricated with 1-1/2" rounded front edge and 1-1/2" high back splash with flat edges at both ends
- Table front edge formed with hemmed edge to provide extra rigidity and safe to touched finished.
- Reinforced table top with sound deadened hatch channels.
- Adjustable crossrails secure to leg with aluminum die cast fittings.
- All exposed welded areas smooth polished to brush finish sanitary #4.
- Welded leg socket for removable table legs.
- All tables shipped K.D. and easily assembled.



NSF Certified

MATERIAL:

TOP: 18 Gauge Stainless Steel - 400 series

LEG: 1 5/8" Stainless Steel Tubing, Stainless Steel Leg Socket

CROSSRAIL: 1" Adjustable Stainless Steel Bullet Feet.

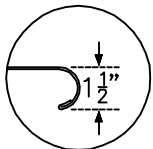


SMEFT-2415

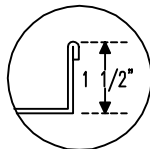
MODEL#	SIZE		
	D	L	H
SMEFT-2412	24"	12"	36"
SMEFT-2415		15"	
SMEFT-2418		18"	
SMEFT-3012	30"	12"	
SMEFT-3015		15"	
SMEFT-3018		18"	
SMEFT-3612	36"	12"	
SMEFT-3615		15"	
SMEFT-3618		18"	



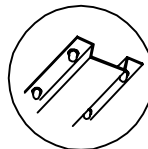
SMEFT-3018



Rolled Rim Edge
Front Reinforced
With Hemmed Edge



1 1/2" High
Splash Guard
Rear And Both Side



Hatch Channel
Supported



Aluminum Die Cast
Fitting For Adjustable
Crossrail



1" Adjustable
Stainless Steel
Bullet Feet



SAPPHIRE MANUFACTURING
Tel: 718-543-2111
Fax: 718-543-2121

info@sapphiremanufacturing.com
WWW.SAPPHIREMANUFACTURING.COM

Rev. 11/16



PROJECT

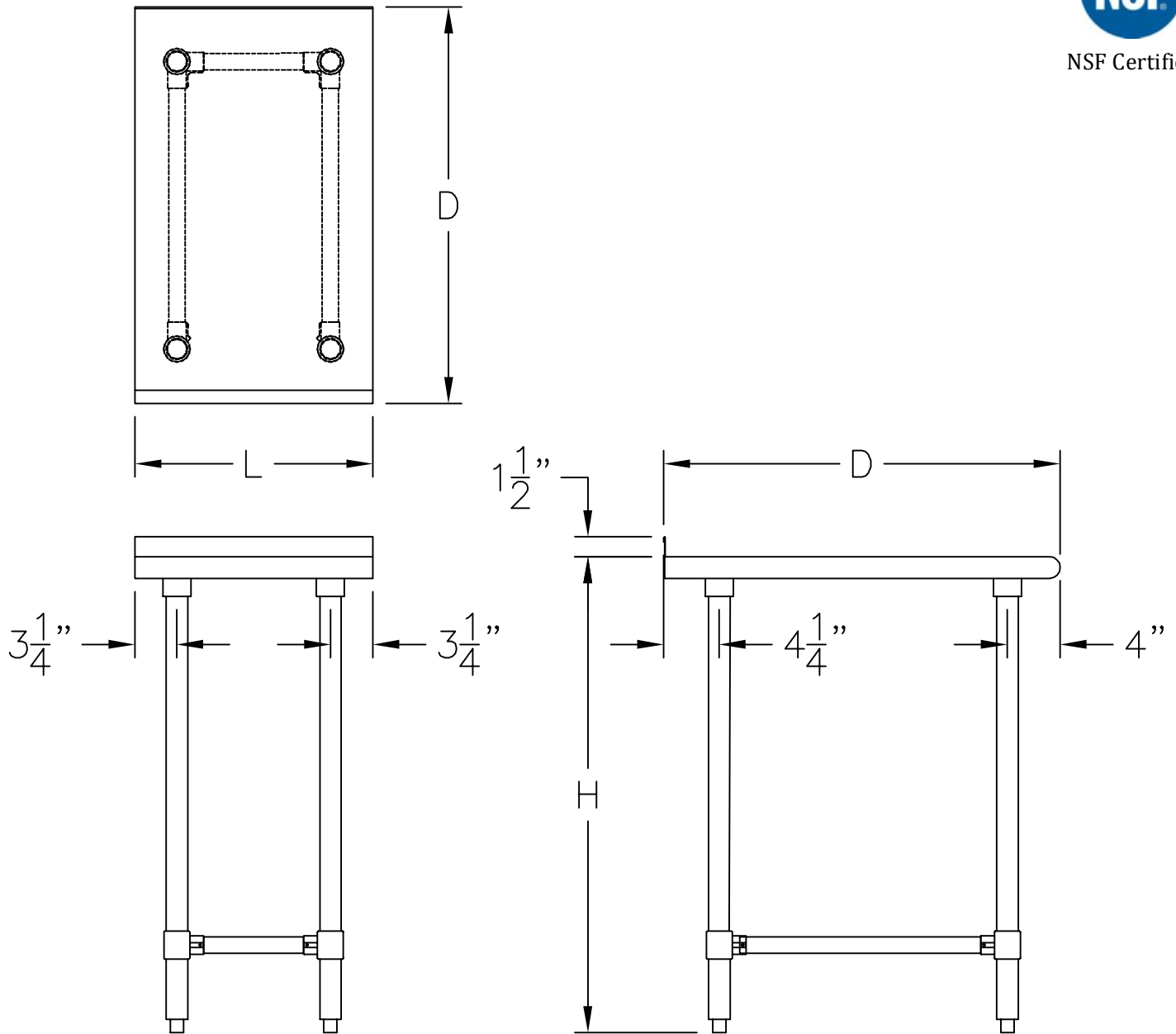
ITEM NO: _____

QUANTITY: _____

Equipment Filler Table



NSF Certified



Specifications subject to change without notice.

All dimensions are typical (Tolerance 1/2").



SAPPHIRE MANUFACTURING
Tel: 718-543-2111
Fax: 718-543-2121

info@sapphiremanufacturing.com
WWW.SAPPHIREMANUFACTURING.COM

Rev. 11/16